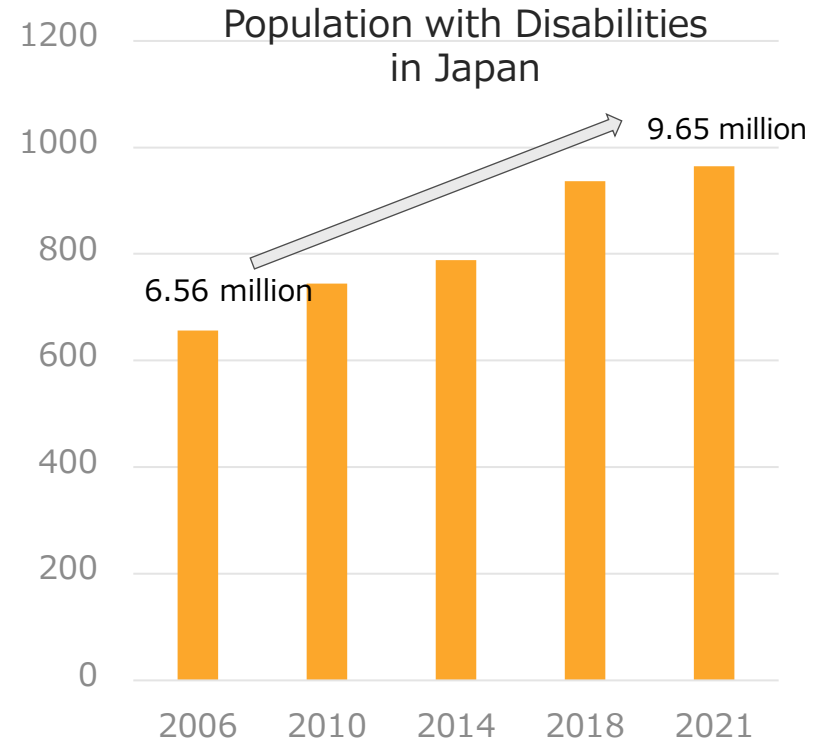
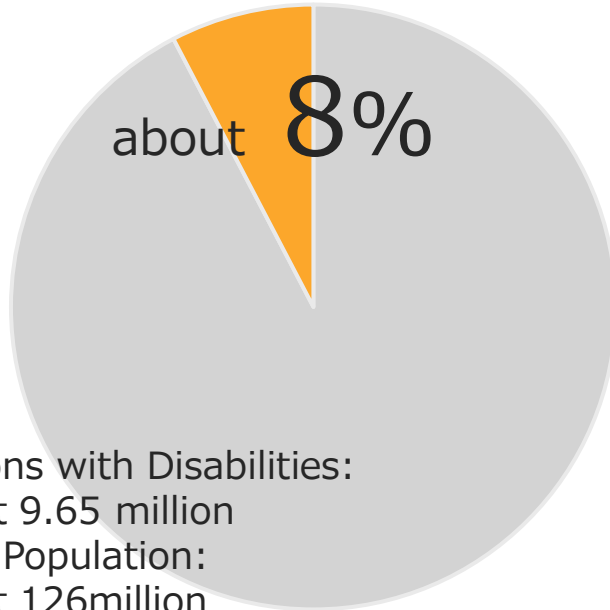


LIVES 2021 FACT Population with Disabilities

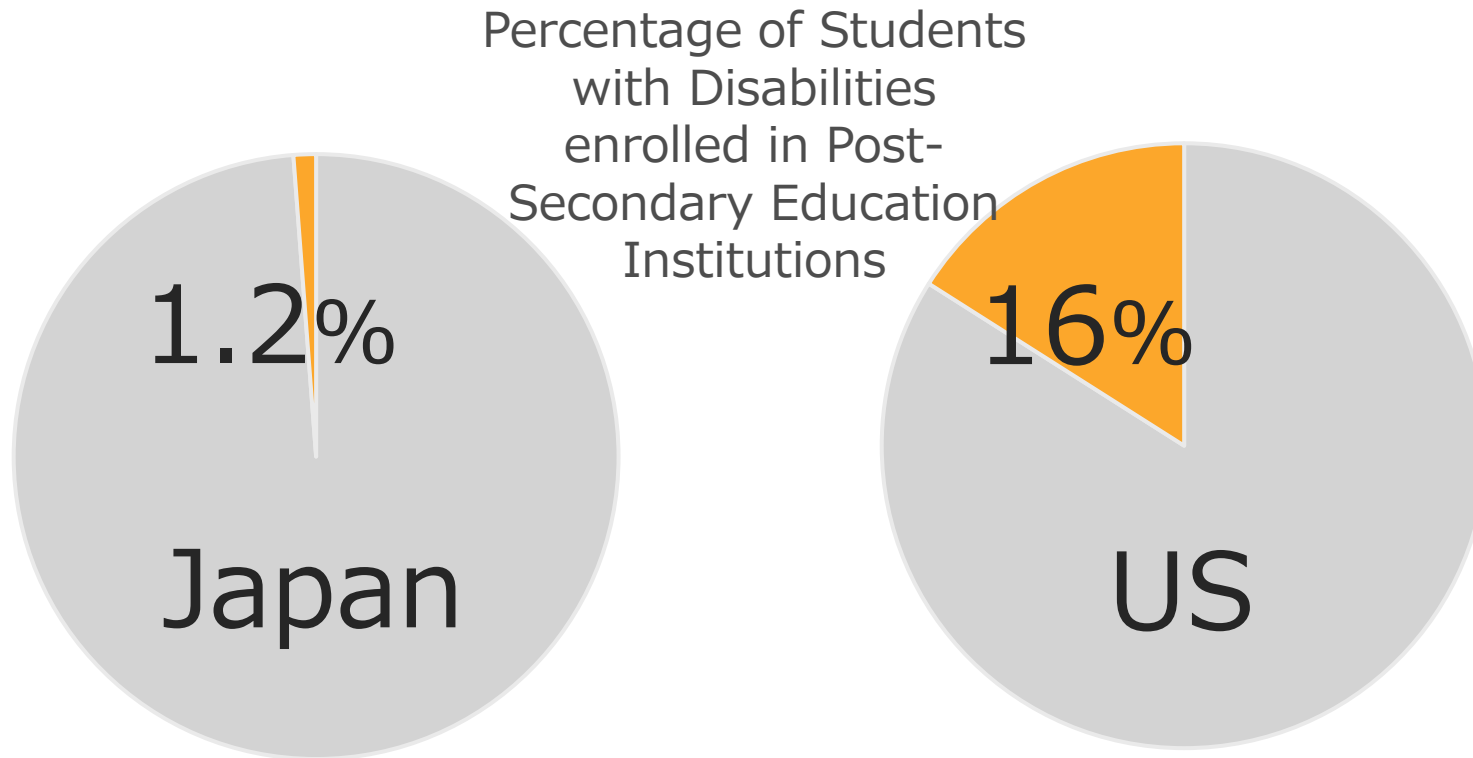
Percentage of Persons with Disabilities in the Total Population in Japan



One in about **12** persons have some form of disability.
The number of the persons with disabilities is **increasing**.

Source: "Population Estimation July 2021 Report" Ministry of Internal Affairs and Communications , "Annual Report on Government Measures for Persons with Disabilities 2021 edition" Cabinet Office

LIVES 2021 FACT Higher Education Opportunities



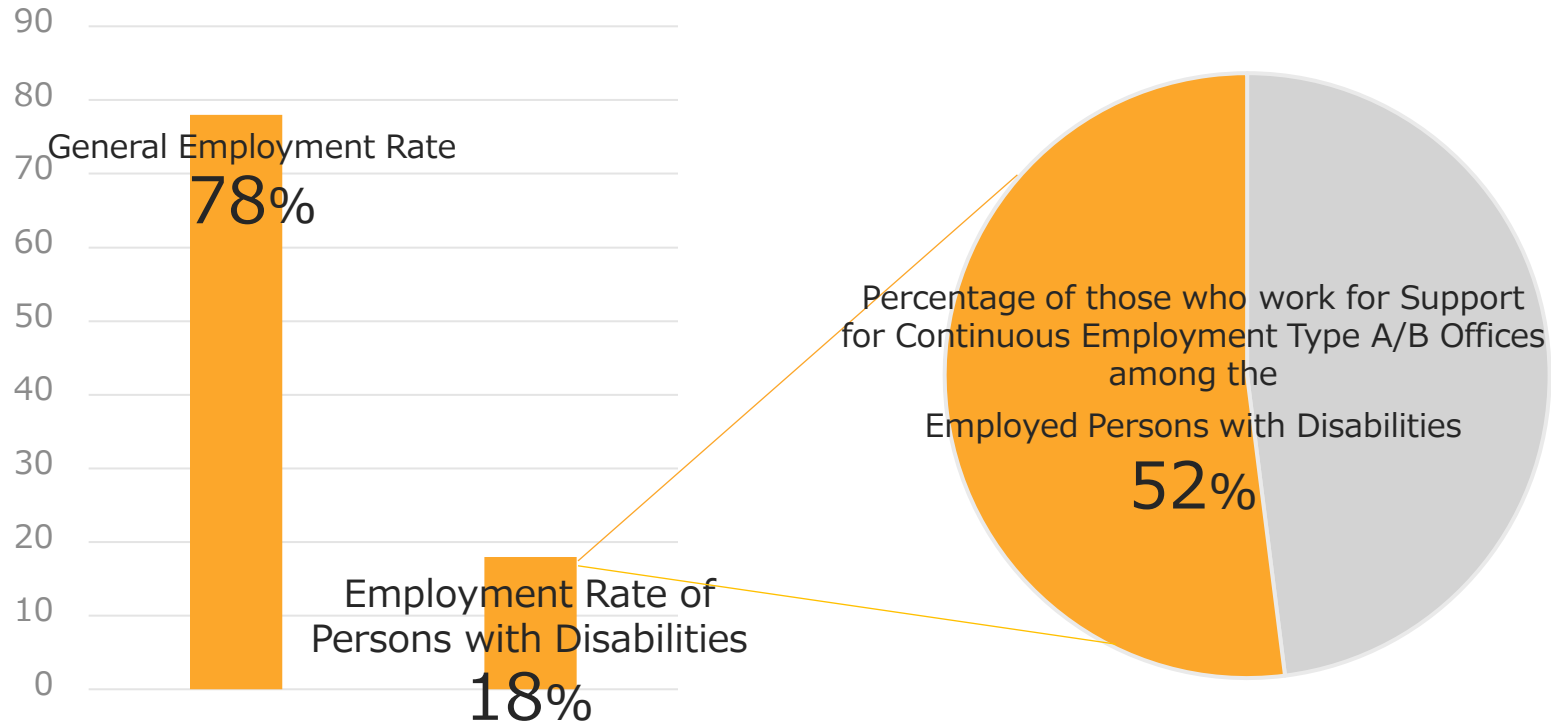
Percentage of students with disabilities enrolled in post-secondary education institutions in Japan is **extremely low** compared to the United States.

Source: "Fact-finding Investigation Results Report on Financial Support for Students with Disabilities in Universities, Junior Colleges and High Schools in FY 2019" Japan Student Services Organization

"Percentage distribution of students enrolled in postsecondary institutions, by level, disability status, and selected student characteristics: 2015-16" National Center for Education Statistics

LIVES 2021 FACT Employment

Comparison of the Estimated Employment Rate of the General Population of Working Age and the People with Disabilities of Working Age in Japan

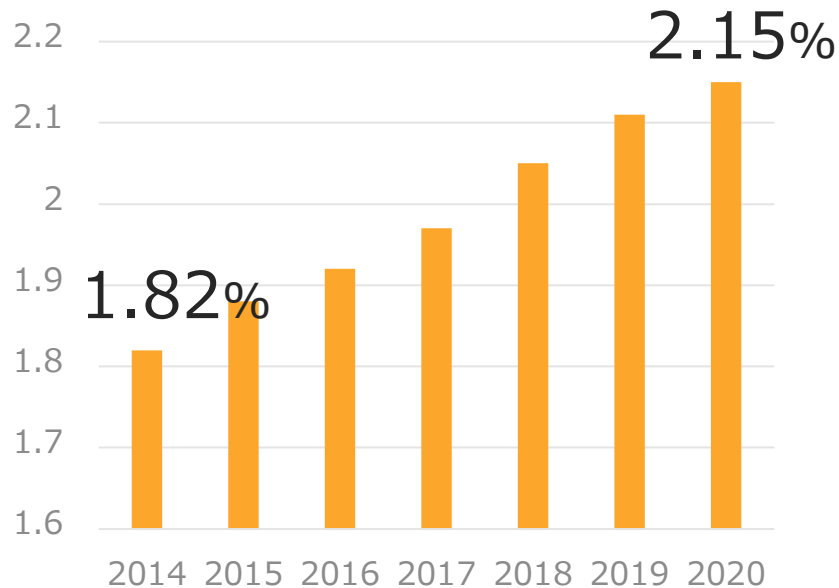


Employment rate of persons with disabilities is **1/4** of the general average and **more than half** of the employed people with disabilities work for Support for Continuous Employment Offices.

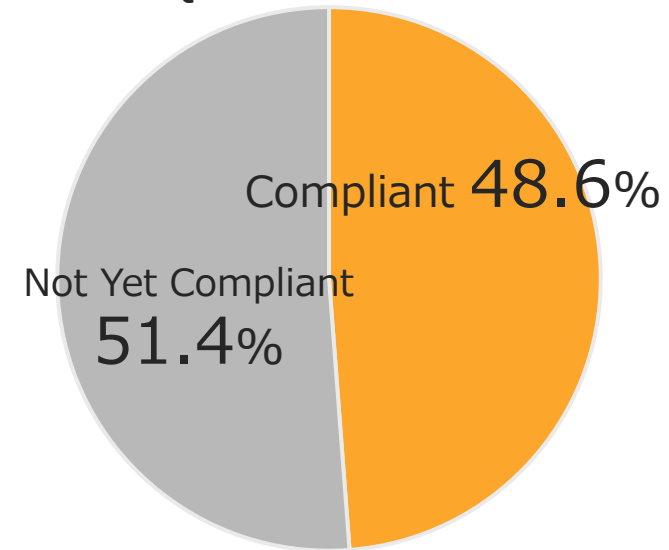
Source: "Annual Report on Government Measures for Persons with Disabilities 2021 edition" Cabinet Office, "Work Force Investigation (basic tabulation) for June 2021" Ministry of Internal Affairs and Communications, "Employment Support Measures for Persons with Disabilities" Ministry of Health, Labor and Welfare

LIVES 2021 FACT Employment

Transition in Actual Employment
Rate of Private Companies



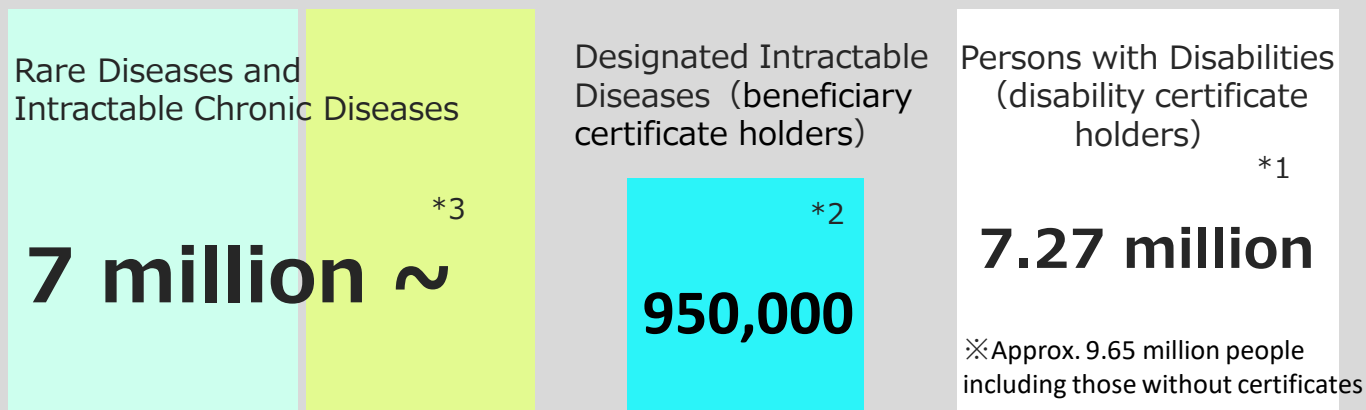
Percentage of Private Companies
Compliant with the Statutory
Employment
Quota as of 2020*



*Statutory employment quota of private companies
in 2020 was 2.2%
(revised to 2.3% as of March 1, 2021)

Actual employment rate of the private companies are generally rising
but **less than half** of the companies meet the statutory employment
quota.

Social security status for the persons with disabilities and intractable diseases in Japan



Population in Japan: 12.714 million

* Including duplication of interested persons * Including interested persons without certificate

	Rare Diseases and Intractable Chronic Diseases	Designated Intractable Diseases (beneficiary certificate holders)	Persons with Disabilities (disability certificate holders)
Legal System	—	Act on Medical Care for Patients with Intractable Diseases	Act on Promotion of Employment, etc of Persons with Disabilities
		Services and Supports for Persons with Disabilities Act	
		Public Assistance Act, Act for Eliminating Discrimination against Persons with Disabilities	

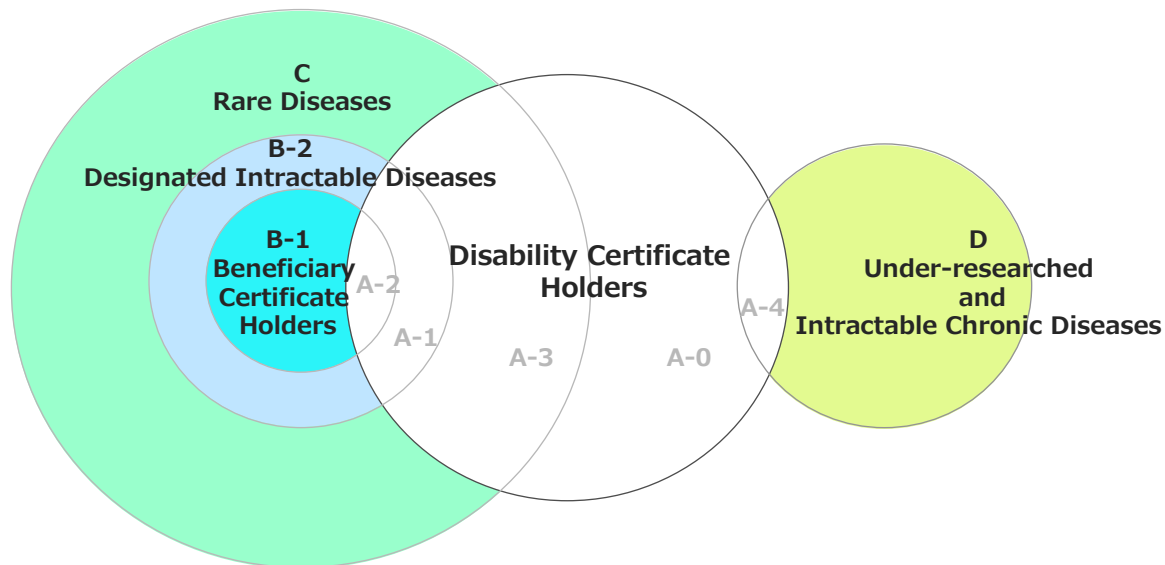
Source * 1 Report on Social Welfare Administration and Services and Report of Public Health Administration and Services for 2018

* 2 Beneficiary certificate holders (designated intractable disease) for specific medical expenses for July 2019

* 3 No official survey, diseases including those with rare diseases, designated intractable diseases without beneficiary certificate, and other Intractable Chronic Diseases (may duplicated)

LIVES 2021 FACT

Definition and Classification of Diseases



* 1 Rare Diseases: Requirements vary by country and region, but approximately, the number of patients is less than 50,000 (according to the Pharmaceutical Affairs Law) in Japan and less than 200,000 in the United States. The incidence is less than 5 per 10,000 population in Europe.

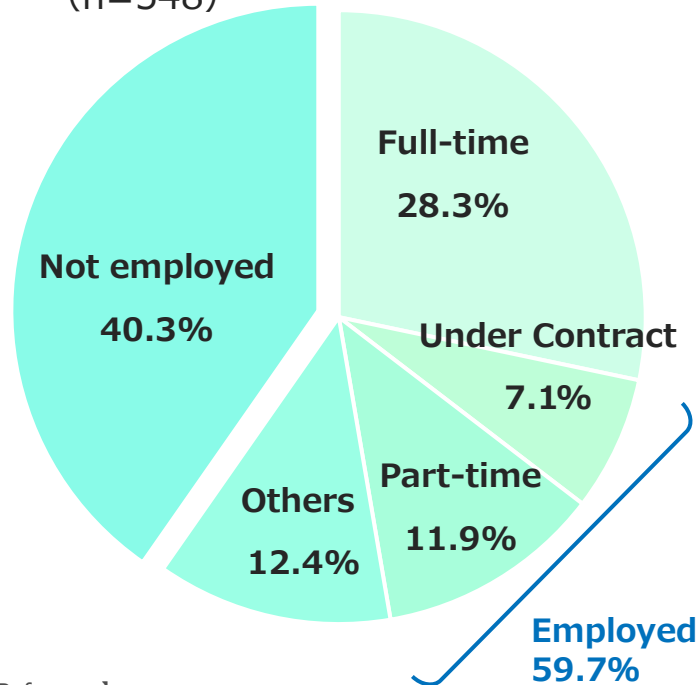
* 2 Intractable chronic diseases under research include fibromyalgia, myalgic encephalomyelitis/chronic fatigue syndrome, cerebrospinal fluid hypovolemia, and chemical sensitivity. Although these diseases are in the early stages of study, the number of patients is relatively large. The chronic condition predominant to these diseases makes them hard to meet the certification requirements (proprietary definition).

		Disability Certificate Holders 7.27 million	Designated Intractable Disease Beneficiary Certificate Holders 950,000	No. of Patients
Persons with Disabilities	A-0	●	—	
Designated Intractable Diseases	A-1	●	—	
	A-2	●	●	950,000
	B-1	—	●	
	B-2	—	—	Unknown
Rare Diseases	A-3	●	—	Population ratio of 6% or more (7 million ~) including designated intractable diseases No official survey *1
	C	—	—	
Under-researched and Intractable Chronic Diseases	A-4	●	—	4 million or more No official survey *2
	D	—	—	

Source: "White Paper on the Social Participation of People with Intractable Diseases" Study Group on the Social Participation of People with Intractable Diseases

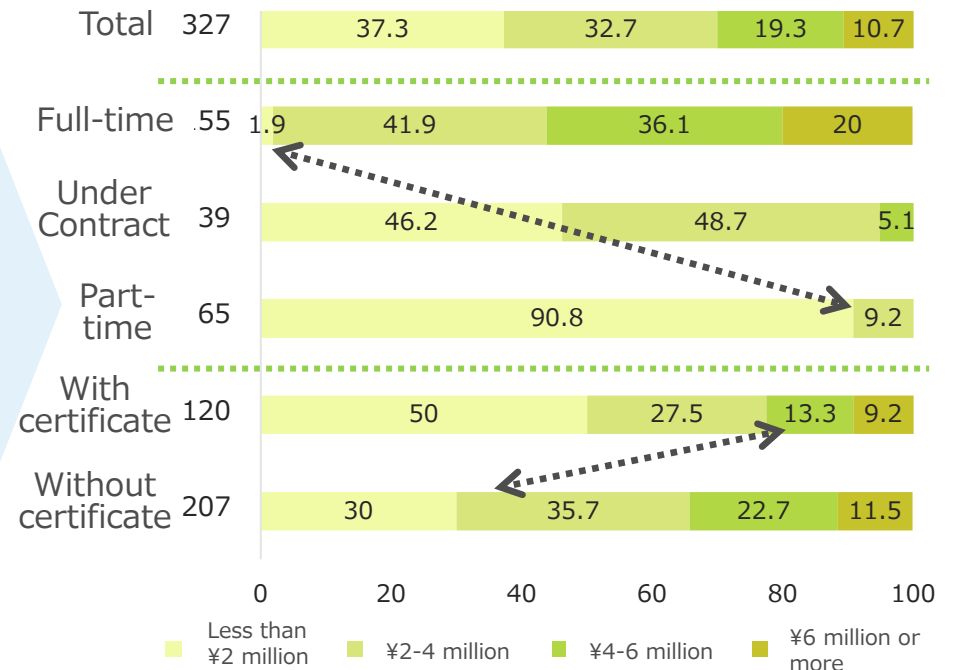
LIVES 2021 FACT Employment Status

■ **Current Employment Status**
(n=548)



【Reference】
"Labor Force Survey" Ministry of Internal Affairs
and Communications, Bureau of Statistics
Employment rate of people aged 15~64 in 2020
was 77.3%

■ **Annual Income of Currently Employed**
(n=327)



【Reference】
"Statistical Survey of Actual Status for Salary in the Private Sector" National Tax Agency
Annual income of wage earner in 2019:
Less than ¥2 million 22.9% ¥2~4 million 31.9%
¥4~6 million 24.7% ¥6 million or more 20.5%
Full-time Ave. ¥5.03 million Non-full-time Ave. ¥1.75 million

Low employment rate and low salary compared to able-bodied peers
Employment disadvantage is significant

Source: "Questionnaire on Employment and Social Participation of People with Intractable Diseases — for interested persons, management and HR persons—June 2021"
Study Group on the Social Participation of People with Intractable Diseases